

AC charging cable - EV-T1G2C-1AC40A-25FT12ASBK11U - 1102140

Please be informed that the data shown in this PDF Document is generated from our Online Catalog. Please find the complete data in the user's documentation. Our General Terms of Use for Downloads are valid (<http://phoenixcontact.com/download>)



CHARX connect, AC charging cable with vehicle charging connector and open cable end, Without protective cap, Housing color black-black, for charging electric vehicles (EV) with alternating current (AC) via type 1 vehicle charging inlets, for installation at charging stations for electromobility (EVSE), Type 1, SAE J1772, IEC 62196-2, 40 A / 250 V (AC), C-Line, "PHOENIX CONTACT" logo, cable: 25 ft, black, straight, NOTE: Cable management may be required.


Product Description

AC charging cable with Vehicle Connector and open cable end for charging electric vehicles (EV) with alternating current (AC) via type 1 Vehicle Inlets, for installation at charging stations for E-Mobility (EVSE)

Your advantages

- ✓ Consistent design of all Phoenix Contact Vehicle Connectors and Infrastructure Plugs
- ✓ Silver-plated surface of the power and signal contacts
- ✓ Developed and produced in accordance with the IATF 16949 automotive standard and ISO 9001
- ✓ Convenient handling, thanks to the ergonomic handle and additional, rubber grip components
- ✓ Tested in accordance with selected tests of automotive standards LV124, LV214, LV215-2
- ✓ Reliable function of the locking lever with additional seal
- ✓ Optional locking option with a U-lock
- ✓ Consistent longitudinal water tightness prevents water ingress in the cable

Key Commercial Data

| | |
|--------------------------------------|---|
| Packing unit | 1 pc |
| GTIN |  4 055626 962108 |
| GTIN | 4055626962108 |
| Weight per Piece (excluding packing) | 3,340.000 g |
| Custom tariff number | 85444290 |
| Country of origin | Germany |

AC charging cable - EV-T1G2C-1AC40A-25FT12ASBK11U - 1102140

Technical data

Product definition

| | |
|-------------------------------------|---|
| Type | AC charging cable |
| | with vehicle charging connector and open cable end |
| | Without protective cap |
| | Housing color black-black |
| Application | for charging electric vehicles (EV) with alternating current (AC) via type 1 vehicle charging inlets |
| | for installation at charging stations for electromobility (EVSE) |
| Affixed logo | "PHOENIX CONTACT" logo |
| Design | C-Line |
| Standards/regulations | SAE J1772 |
| | IEC 62196-2 |
| Charging standard | Type 1 |
| Charging mode | Level 2 |
| Normative cable length restrictions | NOTE: Cable management may be required. |
| | Cable management is required in certain regions if the cable length exceeds 5.0 m (Switzerland) or 7.5 m (USA) (IEC 61851-1). |

Dimensions

| | |
|------------------|---------------------------------------|
| Height | 151.1 mm (Vehicle charging connector) |
| Width | 58 mm (Vehicle charging connector) |
| Depth | 236.1 mm (Vehicle charging connector) |
| Conductor length | 25 ft |
| Stripping length | 70 mm ±5 mm |

Ambient conditions

| | |
|---|--|
| Ambient temperature (operation) | -30 °C ... 50 °C |
| Ambient temperature (storage/transport) | -40 °C ... 80 °C |
| Max. altitude | 5000 m (above sea level) |
| Degree of protection | 3R (plugged in; when plugged in and ready to operate, the degree of protection is only ensued if both plug-in components are original products from Phoenix Contact or suitable standard-compliant products) |

Electrical properties

| | |
|------------------------------------|---------------|
| Charging power (nominal operation) | 10 kW |
| Number of phases | 1 |
| Number of power contacts | 3 (L1, N, PE) |
| Rated current of power contacts | 40 A |
| Rated voltage for power contacts | 250 V AC |
| Number of signal contacts | 2 (CP, CS) |
| Rated current for signal contacts | 2 A |

AC charging cable - EV-T1G2C-1AC40A-25FT12ASBK11U - 1102140

Technical data

Electrical properties

| | |
|-----------------------------------|--|
| Rated voltage for signal contacts | 30 V AC |
| Type of signal transmission | Pulse width modulation |
| Note on the connection method | Crimp connection, cannot be disconnected |
| Resistor coding | 480 Ω (Lever actuated) |
| | 150 Ω (Lever not actuated) |

Mechanical properties

| | |
|-----------------------------|---------|
| Insertion/withdrawal cycles | > 10000 |
| Insertion force | < 75 N |
| Withdrawal force | < 75 N |

Design

| | |
|-------------------------|------------|
| Design line | C-Line |
| Housing color | black |
| Mating face color | black |
| Color handle area | black |
| Actuating element color | silver |
| Color protective cap | black |
| Customer variations | On request |

Material

| | |
|------------------------------|--------------|
| Housing material | Plastic |
| Material handle area | Soft plastic |
| Actuating lever material | Metal |
| Material protective cap | Soft plastic |
| Material mating face | Plastic |
| Flammability rating | V0 |
| Material surface of contacts | Ag |

Cable

| | |
|------------------------------|---|
| Cable structure | 4 x 12 AWG 1 x 10 AWG + 5 x 22 AWG |
| Wiring standards/regulations | UL 62 |
| External cable diameter | 14.5 mm |
| Type of conductor | straight |
| Cable resistance | $\leq 0.001025 \Omega/m$ (based on a power core, at an ambient temperature of 20°C) |
| Outer sheath, material | TPE |
| External sheath, color | black |
| Minimum bending radius | 72.5 mm |
| Cable weight | max. 327 kg/km |

AC charging cable - EV-T1G2C-1AC40A-25FT12ASBK11U - 1102140

Technical data

Locking

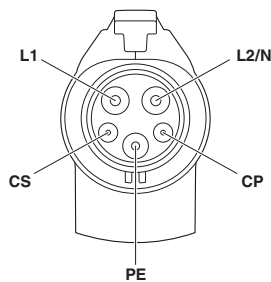
| | |
|--------------|------------------------------|
| Locking type | No locking option for U-lock |
|--------------|------------------------------|

Environmental Product Compliance

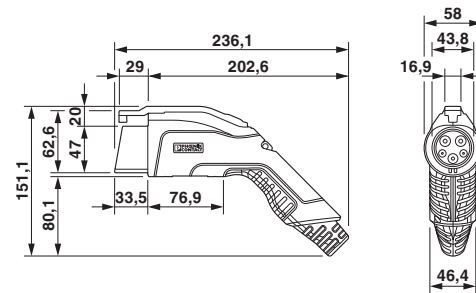
| | |
|------------|---|
| REACH SVHC | Lead 7439-92-1 |
| China RoHS | Environmentally Friendly Use Period = 10; |
| | For details about hazardous substances go to tab "Downloads", Category "Manufacturer's declaration" |

Drawings

Connection diagram



Dimensional drawing

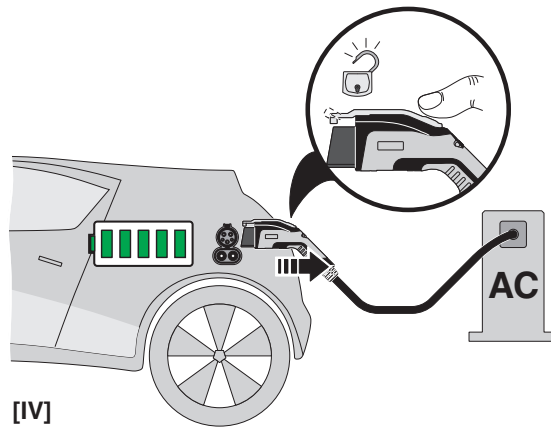





Pin assignment of the Vehicle Connector

Make sure that the vehicle charging connector is placed in an appropriate charging connector holder, which ensures a minimum protection rating of IP24 in accordance with IEC 61851-1, for the entire time between charging. To create this charging connector holder, use the dimensions of the vehicle charging connector. Detailed dimensions can also be found in the Download area.

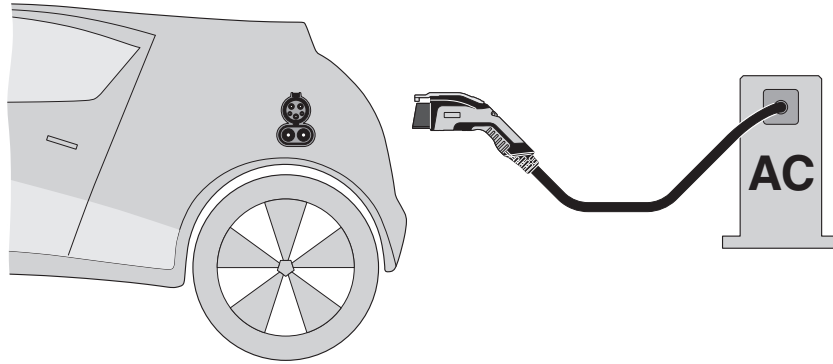
AC charging cable - EV-T1G2C-1AC40A-25FT12ASBK11U - 1102140

Schematic diagram



AC charging cable - EV-T1G2C-1AC40A-25FT12ASBK11U - 1102140

Schematic diagram



Terminology definition

Classifications

eCl@ss

| | |
|---------------|----------|
| eCl@ss 10.0.1 | 27144705 |
| eCl@ss 11.0 | 27144705 |
| eCl@ss 9.0 | 27144705 |

ETIM

| | |
|----------|----------|
| ETIM 6.0 | EC002897 |
| ETIM 7.0 | EC002897 |

Approvals

Approvals

Approvals


cULus Recognized

Ex Approvals

Approval details

AC charging cable - EV-T1G2C-1AC40A-25FT12ASBK11U - 1102140

Approvals

| | | | |
|--------------------|---|---|------------------|
| cULus Recognized |  | http://database.ul.com/cgi-bin/XYV/template/LISEXT/1FRAME/index.htm | E473195-20160303 |
| Nominal voltage UN | | 250 V | |
| Nominal current IN | | 40 A | |

Accessories

Accessories

Charging connector holder

Charging connector holder - EV-T1AC-PARK - 1624139



CHARX connect, Charging connector holder, for vehicle charging connectors on charging stations (EVSE), Type 1, SAE J1772, Front mounting